

Senior Years Retirement Card (Masculine)

CASE-Out Thursdays Tutorial

Wendy Klein
303-475-9449

wendyklein@doggonedelightfulstampin.com
www.doggonedelightfulstampin.com



Retirement Has Its Ups and Downs

Masculine Retirement Card

A DDS Studios Tutorial

Poking a little fun at getting older is the fun of the tongue-in-cheek sentiments of the Senior Years Stamp Set. This card is done up for a masculine retirement and is perfect to wish those "congratulations" to that special person starting the next chapter of their life.

Card Measurements:

Basic White Thick cardstock base - 4-1/4" x 11", scored @ 5-1/2"
Basic Black cardstock - 5-3/8" x 4-1/8"; 3" x 4-1/4" for die cut mat' 1/2" x 4" for banner
Basic White Reg. - 2" x 5-3/8" for die cut edge; 2-1/2" x 4" for die cut focal panel
Silver metallic of choice - 1-1/2" x 5-3/8" strip; 1/2" x 4" for banner
Well-Suited DSP - 2-1/2" x 5-3/8" (gray & white dotted pattern)

Instructions:


- Score your Basic White Thick cardbase at 4-1/4", then fold and burnish (bump to the inside of the card), on the score line with your bone folder.
- Adhere the Basic Black cardstock panel to the front of the card.
- Die cut the long edge of the Basic White 2-3/8" x 5-3/8" strip with the large scalloped edge die in the Scalloped Contours Dies set. Attach to right side of Basic Black panel, leaving approximately a 1/4" edge showing.
- Attach the Brushed Silver (or silver foil of your choice) cardstock strip to the left side of the Basic Black panel, again, allowing about 1/4" strip of black to show.
- Attach the Gray/White dotted image 2-1/2" x 5-3/8" designer series paper strip overlapping both the silver and the white, setting the paper so that it's more to the right on the white strip, leaving more of the silver showing (see sample).

Senior Years Retirement Card (Masculine)

CASE-Out Thursdays Tutorial

Wendy Klein
303-475-9449

wendyklein@doggonedelightfulstampin.com
www.doggonedelightfulstampin.com



- Use the Banners Pick-a-Punch to create a tail in each of your 1/2" x 4" Silver and Black strips. Adhere overlapping to the card front, at about the 1/3rd mark from the bottom of the card.
- Using the Stitched Rectangle Dies, cut a piece of Basic Black cardstock, using the 5th largest rectangle (counting from the inside out); cut a piece of Basic White cardstock using the 4th largest rectangle (counting from the inside rectangle out).
- Stamp the male image from the stamp set using Memento Tuxedo Black ink near the upper part of the Basic White panel. Color using watercolor pencils, (or medium of your choice).
- Stamp the sentiment below the finished male image, centered.
- Adhere to the Basic Black die cut rectangle. Attach finished layers to the front of the card using dimensionals, and overlapping the banners.



- Finish with Matte Black Dots
- Finish inside of card.



Senior Years Retirement Card (Masculine)

CASE-Out Thursdays Tutorial

Wendy Klein
303-475-9449

wendyklein@doggonedelightfulstampin.com
www.doggonedelightfulstampin.com




[Senior Years Cling Stamp Set - 152630](#)

Price: \$20.00




[Inspired Thoughts Cling Stamp Set - 155536](#)

Price: \$19.00



[Scalloped Contours Dies - 155560](#)

Price: \$35.00



[Rectangle Stitched Dies - 151820](#)

Price: \$35.00



[Banners Pick A Punch - 153608](#)

Price: \$23.00



[Well Suited 12" X 12" \(30.5 X 30.5 Cm\) Designer Series Paper - 154562](#)


Price: \$11.50

Senior Years Retirement Card (Masculine)

CASE-Out Thursdays Tutorial


Wendy Klein
303-475-9449

wendyklein@doggonedelightfulstampin.com
www.doggonedelightfulstampin.com



[Basic White 8-1/2" X 11" Cardstock - 159276](#)

Price: \$9.75



[Basic White 8-1/2" X 11" Thick Cardstock - 159229](#)

Price: \$8.25



[Basic Black 8-1/2" X 11" Cardstock - 121045](#)

Price: \$8.75



[Brushed Silver 8-1/2" X 11" Card Stock - 100712](#)

Price: \$7.95



[Tuxedo Black Memento Ink Pad - 132708](#)

Price: \$6.00



[Watercolor Pencils - 141709](#)

Price: \$16.00

Senior Years Retirement Card (Masculine)


CASE-Out Thursdays Tutorial

Wendy Klein

303-475-9449

wendyklein@doggonedelightfulstampin.com

www.doggonedelightfulstampin.com



[Matte Black Dots - 154284](#)

Price: \$7.00



[Paper Trimmer - 152392](#)

Price: \$25.00



[Simply Scored Scoring Tool - 122334](#)

Price: \$30.00



[Bone Folder - 102300](#)

Price: \$7.00



[Stampin' Seal - 152813](#)

Price: \$8.00



[Stampin' Dimensionals - 104430](#)

Price: \$4.00

Add All to Cart